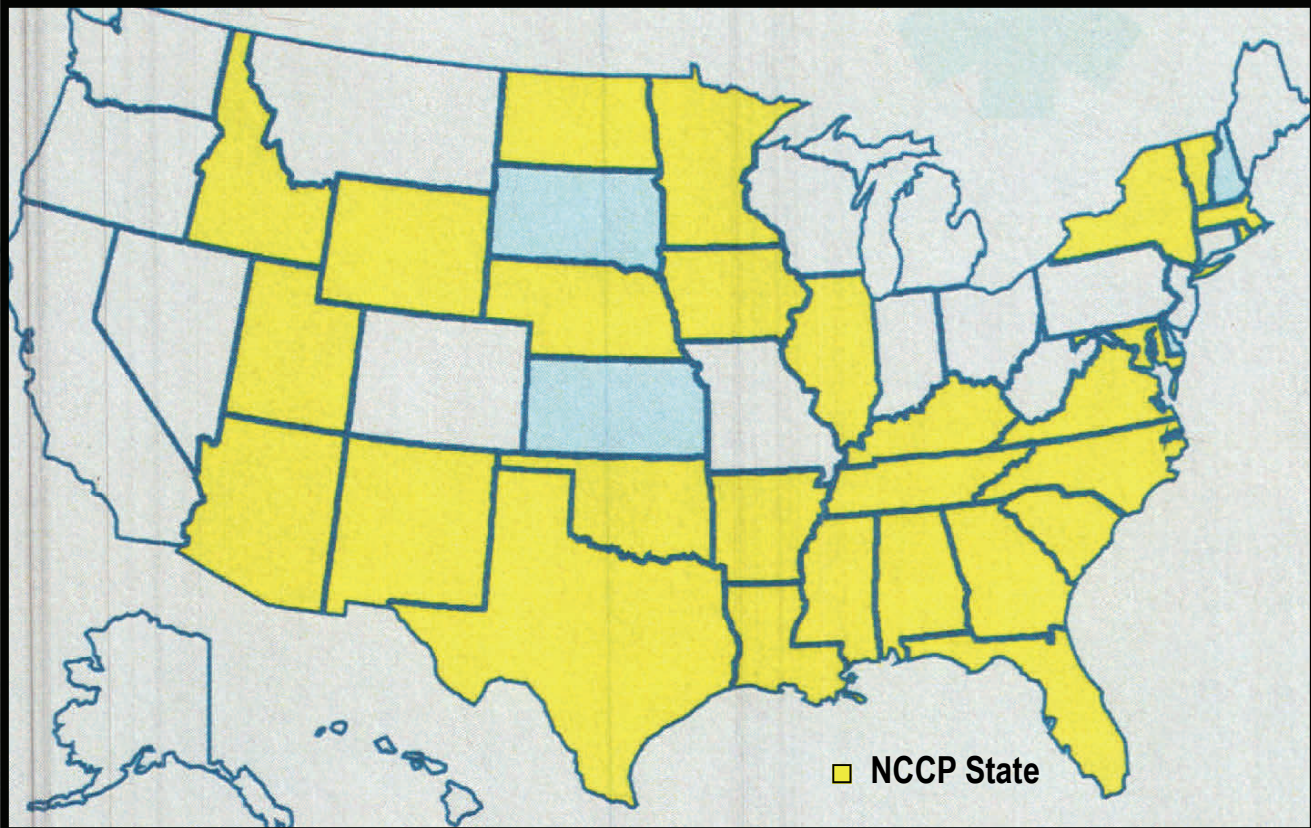




2016 National Registry of EMTs Annual Report

Alabama



Each year, the National Registry of Emergency Medical Technicians provides state officials with a State Annual Report which is a selection of relevant data about National EMS Certification, individualized for each state.

The following State Annual Report is specific to Alabama, and the data herein encompasses NREMT records from January 1 - December 31, 2016.



2016 State Annual Report

ALABAMA



QUICK LINKS:

**Information for
State EMS Officials:**

<https://www.nremt.org/rwd/public/document/state-officials>

NREMT State EMS Directory:

<https://www.nremt.org/rwd/public/states/state-ems-agencies>

REPLICA — The EMS Compact:

<https://www.nremt.org/rwd/public/document/replica>

More NREMT Maps and Data:

<https://www.nremt.org/rwd/public/data/maps>

NREMT Newsroom:

<https://www.nremt.org/rwd/public/document/news>

Contact the NREMT:

<https://www.nremt.org/rwd/public/dashboard/contact>

OUR EDITORS:

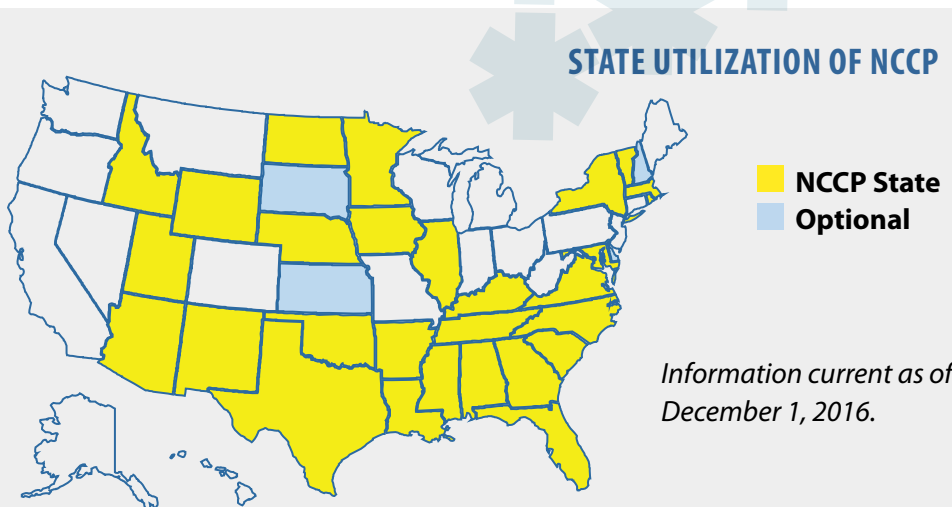
Severo Rodriguez, PhD, MS, NRP
Lindsey Durham, MBA
Mark Terry, MPA, NRP
Amanda Broussard, BS, NRP

Each year, the National Registry of Emergency Medical Technicians provides state officials with a State Annual Report — a selection of relevant data about National EMS Certification, individualized for each state. The NREMT compiles these customized reports to strengthen communication between state EMS offices and the NREMT.

This State Annual Report is specific to Alabama, and the data herein encompasses NREMT records from January 1 to December 31, 2016.

If you have questions about this report, please contact Dawn Markiecki at the NREMT by calling 614-888-4484 extension 134. Alternatively, the quick links to the left may provide answers to some common questions.

Thank you for working with the NREMT in 2016. Here's to the continued success of our partnership in 2017!

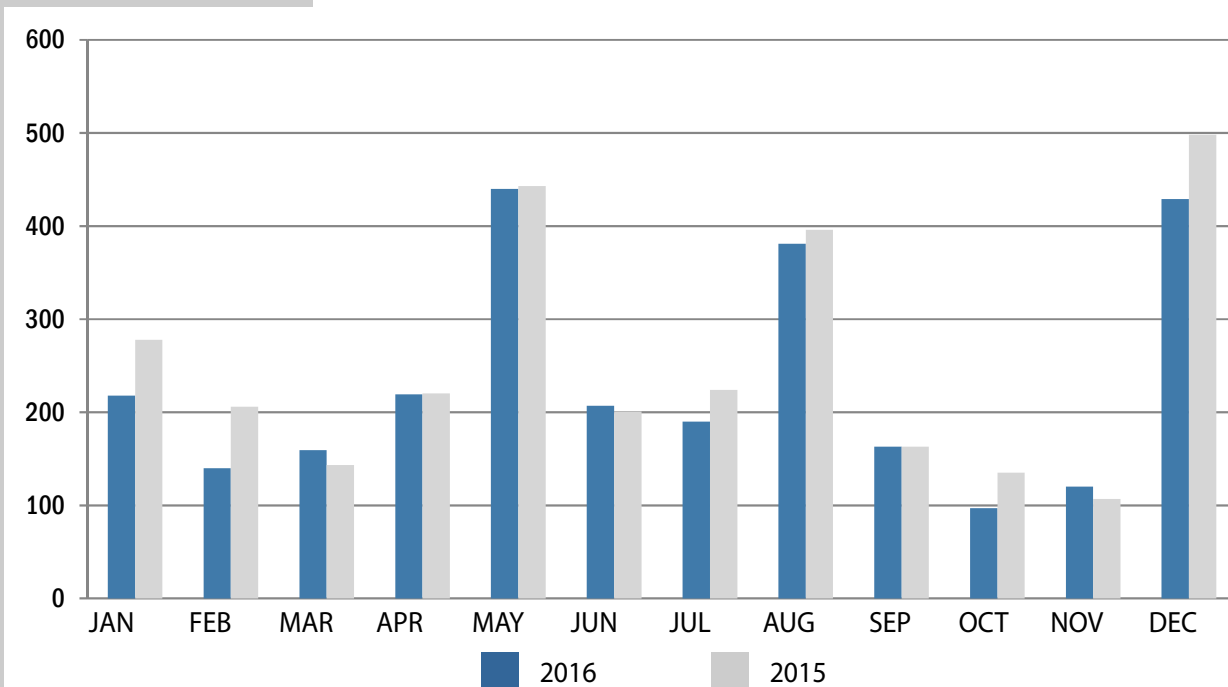


For more on the NCCP recertification model, please visit:
<https://www.nremt.org/rwd/public/data/maps>





ATTs Issued for all EMS Levels



TOTAL ATTs ISSUED IN 2016: **2,763**

AVERAGE NUMBER OF DAYS TO COMPLETION FOR FIRST TIME TEST-TAKERS FOR ALL EMS LEVELS

ATT Issued to Taking First Cognitive Exam
 2016 **13** days 2015 **13** days

Pearson VUE Professional Centers

2016 **5** 2015 **5**

Pearson VUE Authorized Testing Centers

2016 **5** 2015 **4**



First Attempt Pass Rates*

NUMBER OF CANDIDATES

2016 2015

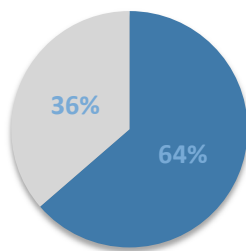
NREMR
33 26

NREMT
958 848

NRAEMT
202 385

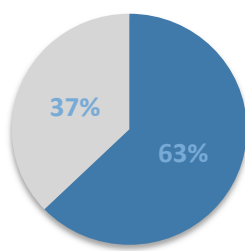
NRP
208 233

NREMR



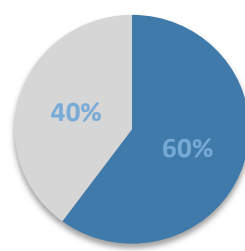
2016

NREMT



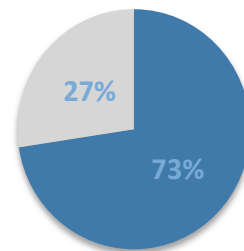
2016

NRAEMT

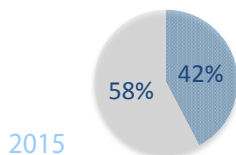


2016

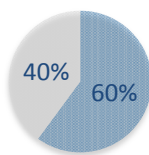
NRP



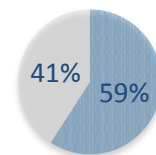
2016



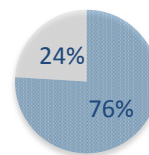
2015



2015



2015



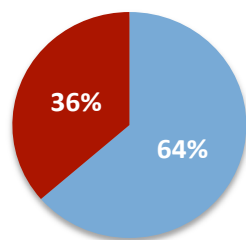
2015

Successful First Attempt

Unsuccessful First Attempt

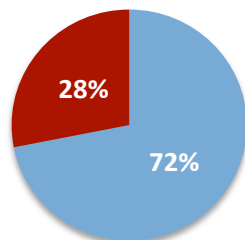
Cumulative Third Attempt Pass Rates*

NREMR



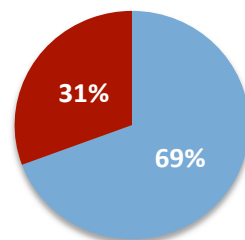
2016

NREMT



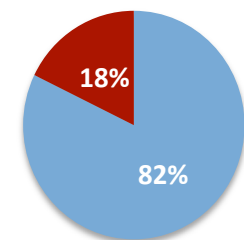
2016

NRAEMT

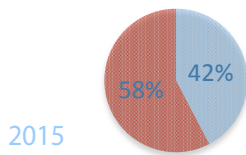


2016

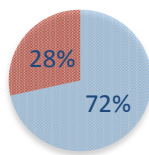
NRP



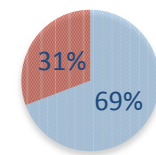
2016



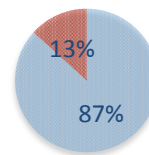
2015



2015



2015



2015

Unsuccessful

Successful

National Rank

Course Completion First Time Pass Rates

2016 **22** of 29
NREMR

42 of 51
NREMT

20 of 31
NRAEMT

28 of 46
NRP

2015 **29** of 30
NREMR

43 of 51
NREMT

18 of 32
NRAEMT

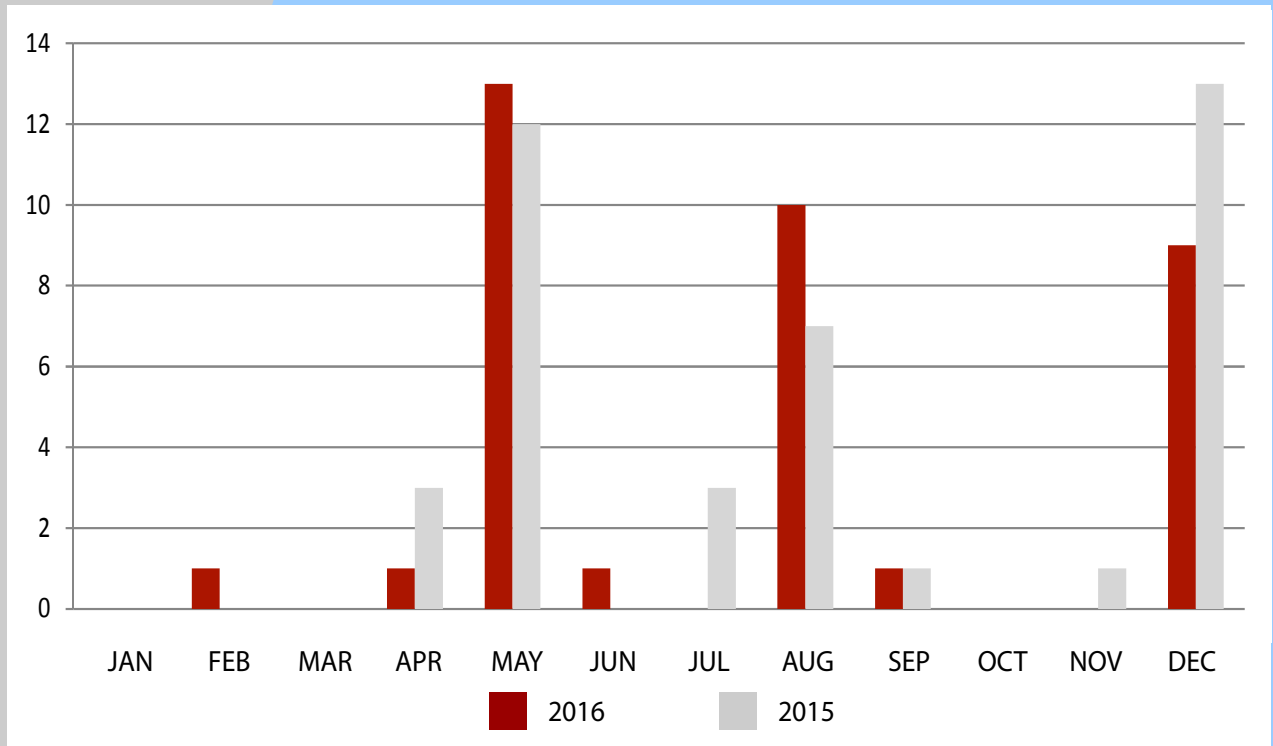
24 of 45
NRP

Based on states and District of Columbia that had ten (10) or more candidates that tested for that level.

* Data as of January 28, 2017.
Pass/fail data reports available
on the NREMT state office site
may vary if generated
after that date.



Psychomotor Exams - Number of Scheduled ALS Psychomotor Exams



Nationally Certified EMS Personnel

2016	2015
164	383
NREMR	
7,242	7,021
NREMT	
951	902
NRAEMT	
4,321	4,302
NRP	

Psychomotor Exams Administered

2016	2015
36	40

STAFF MAKE UP

as of December 31, 2016

Training Officers

2016	2015
1,244	1,093

Medical Directors

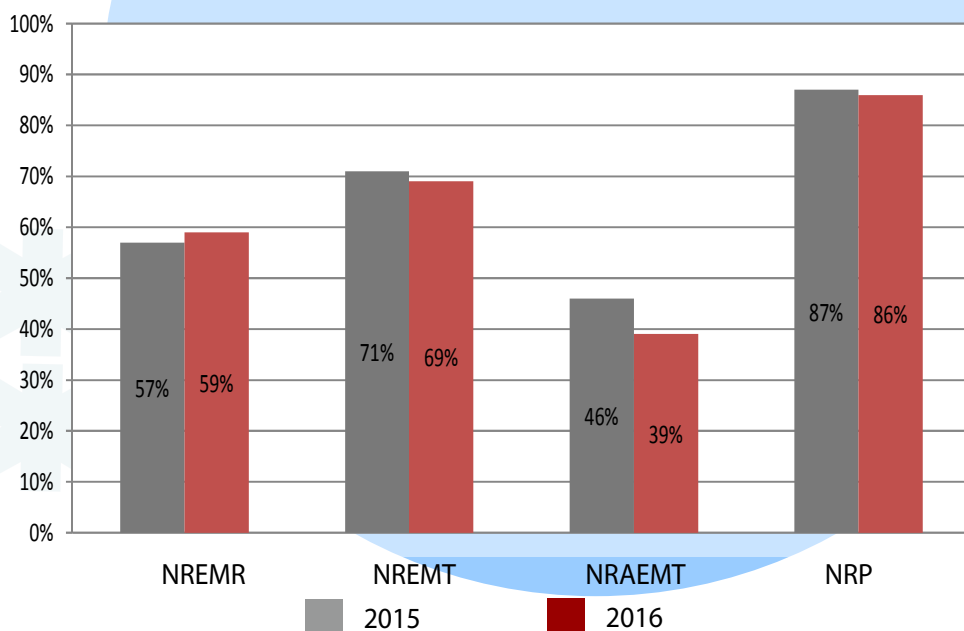
2016	2015
360	332



Psychomotor Exams Administered

Jackson, Mark	11
Turner, Vickie	2
Wilson, Stephen	4
Ward, William (Wes)	5
Simpson, Steven	3
Price, W. Bailey	3
Kirkland, Kenneth	2
Burke, Rebecca	3
Brown, Patrick	2
Barnes, Shelia	1

Candidates Recertified by Level

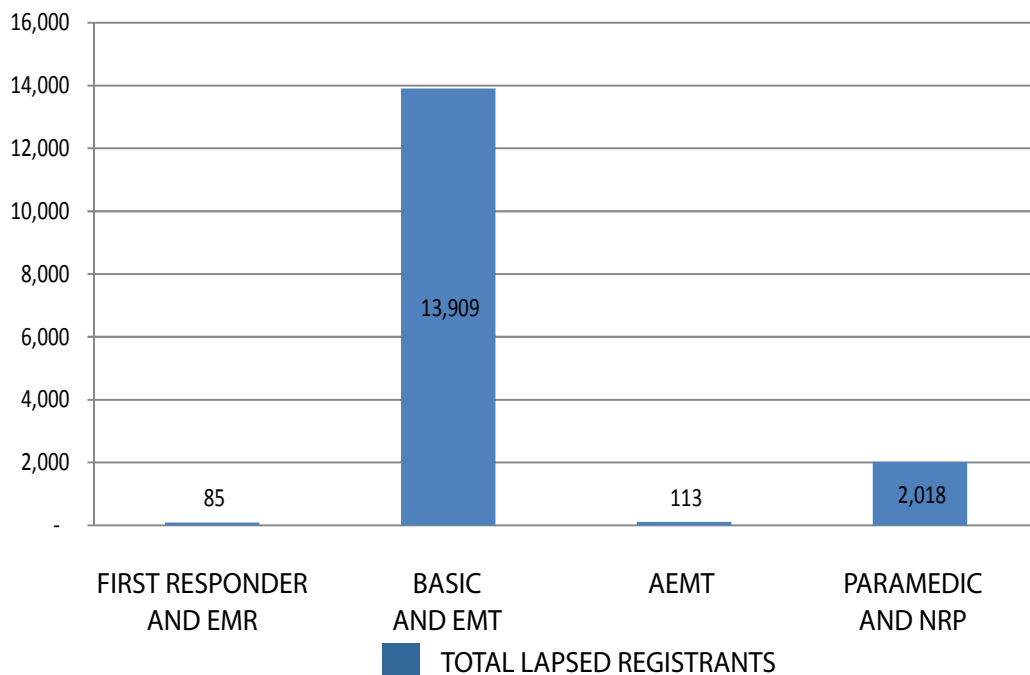


Mark King Initiative

The Mark King Initiative is an NREMT program designed to provide a simple path for lapsed registrants to regain National Certification. To the right is a chart detailing the number of lapsed registrants from your state. The Mark King Initiative, which must be activated by the state, is an opportunity for many of these providers to quickly and easily reobtain National Certification. Please contact the NREMT to learn more about activating the Mark King Initiative in your state.

Lapsed Registrants 1970-2016

Numbers may include EMS personnel that changed careers, moved out of state, retired or are deceased.



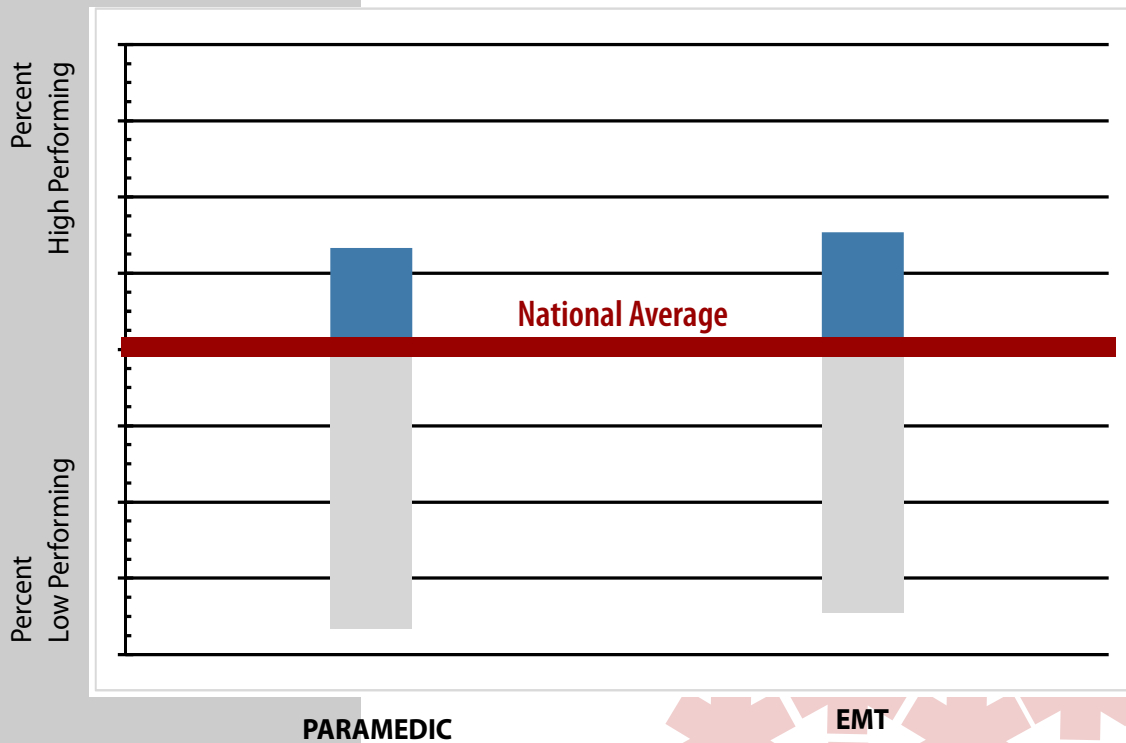


National Average Performance

This chart is a visualization of the performance of programs in your state relative to the national average. In the chart, each bar represents all of the programs in your state for the specified level. The portion of each bar in blue represents the number of programs in your state that are high performing, and the portion in gray represents those that are low performing. For this chart, high performing

is defined as those programs with a pass rate at or above the national average pass rate. Low performing is defined as those programs with a pass rate below the national average.

In 2016, the national average pass rate for paramedic programs was 71 percent, and the national average pass rate for EMT programs was 68 percent.



Registrants Active vs. Inactive

