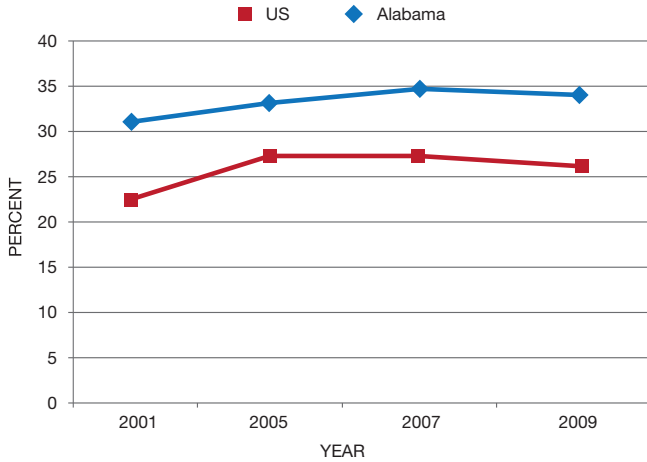


# Alabama Department of Public Health: Comparing Alabama to the US

## PUBLIC HEALTH INDICATORS

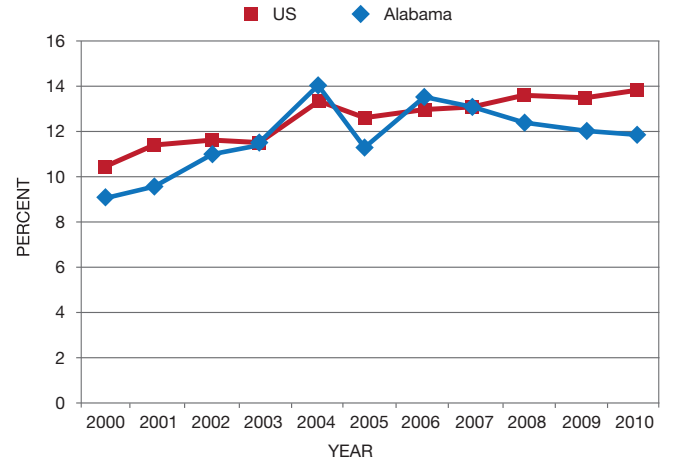
### ARTHRITIS INDICATOR<sup>1</sup>

#### ADULTS with ARTHRITIS



### ASTHMA INDICATORS<sup>2</sup>

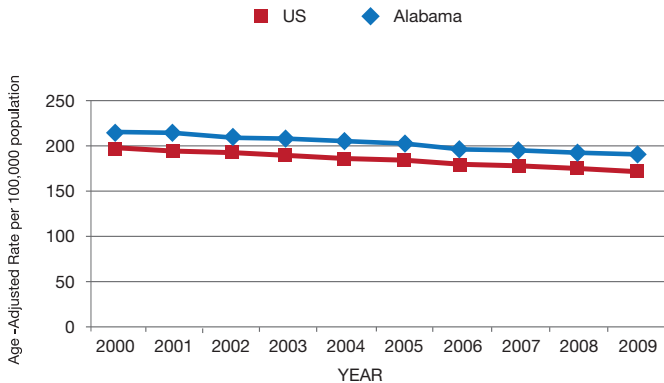
#### ADULTS with ASTHMA



Asthma Prevalence (youth)- Alabama: 14.5%, US: 12.6%

### CANCER INDICATORS<sup>3</sup>

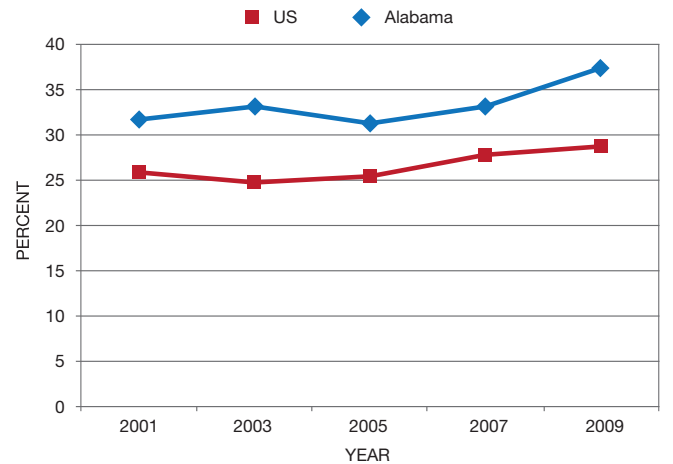
#### CANCER MORTALITY, all sites



Cancer Incidence- Alabama: 462.5\*, US: 465.0\*

### CARDIOVASCULAR DISEASE INDICATORS<sup>1</sup>

#### ADULTS with HYPERTENSION



Cholesterol Screening- Alabama: 79.3%, US: 77.0%  
Diseases of the Heart, Mortality- Alabama: 235.5\*, US: 190.9\*  
Stroke, Mortality- Alabama: 54.5\*, US: 42.2\*

\*Age Adjusted Rates; per 100,000 population.

Source:

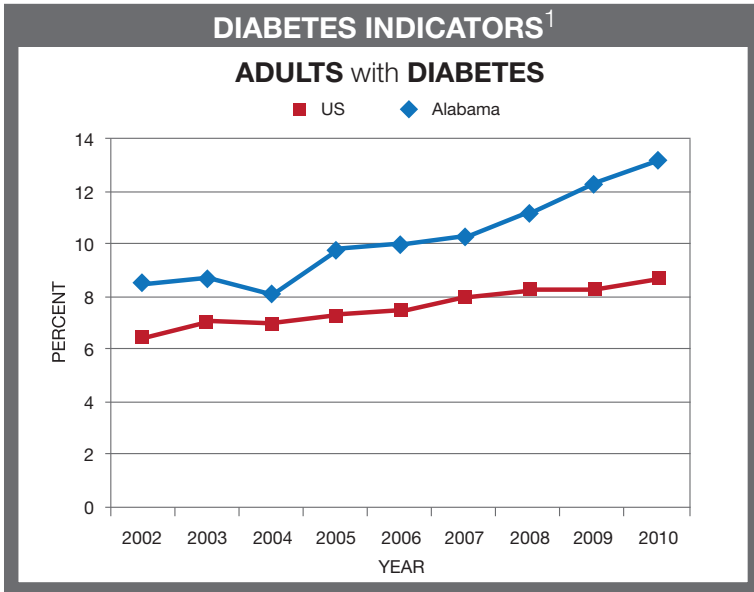
1 Centers for Disease Control and Prevention (CDC) State/Area Profile. <http://apps.nccd.cdc.gov/cdi>, Accessed January 11, 2013

2 CDC BRFSS. [www.cdc.gov/brfss](http://www.cdc.gov/brfss)

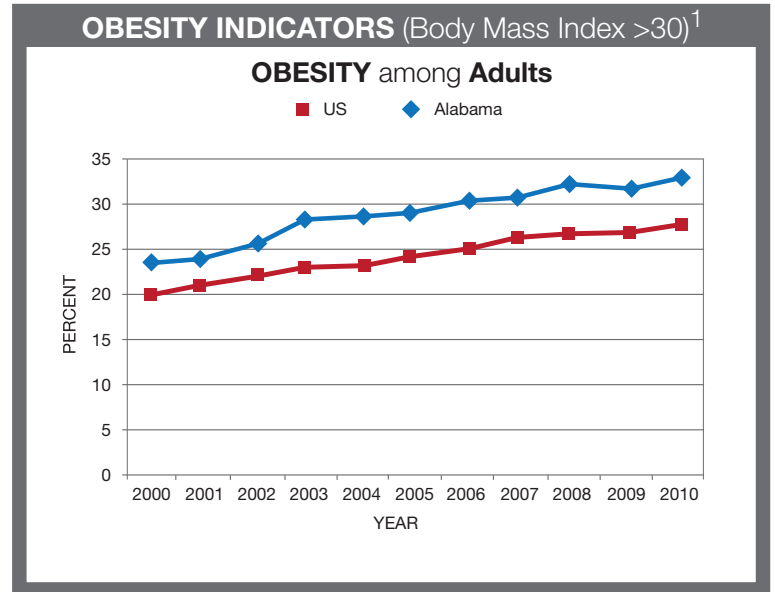
3 National Cancer Institute, State Cancer Profiles. <http://statecancerprofiles.cancer.gov/>

4 Alabama Center for Health Statistics. <http://adph.org/healthstats/assets/infmort11.pdf>

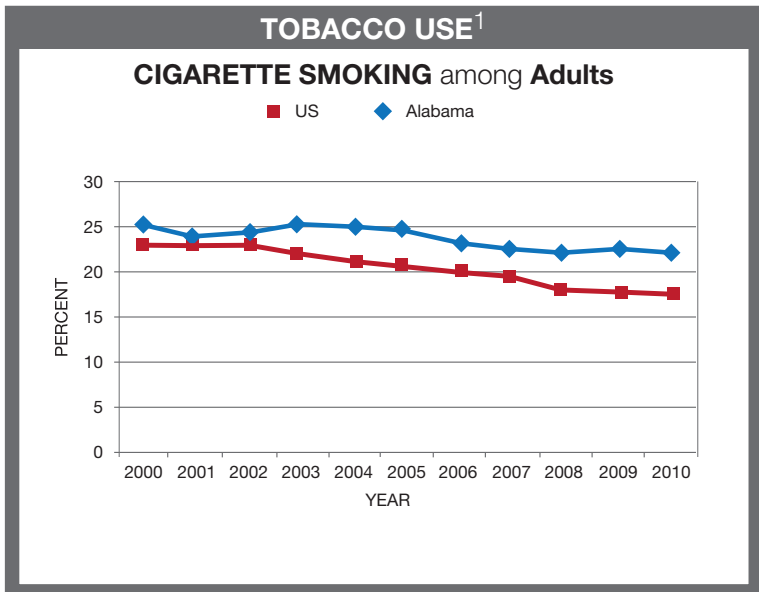
# PUBLIC HEALTH INDICATORS



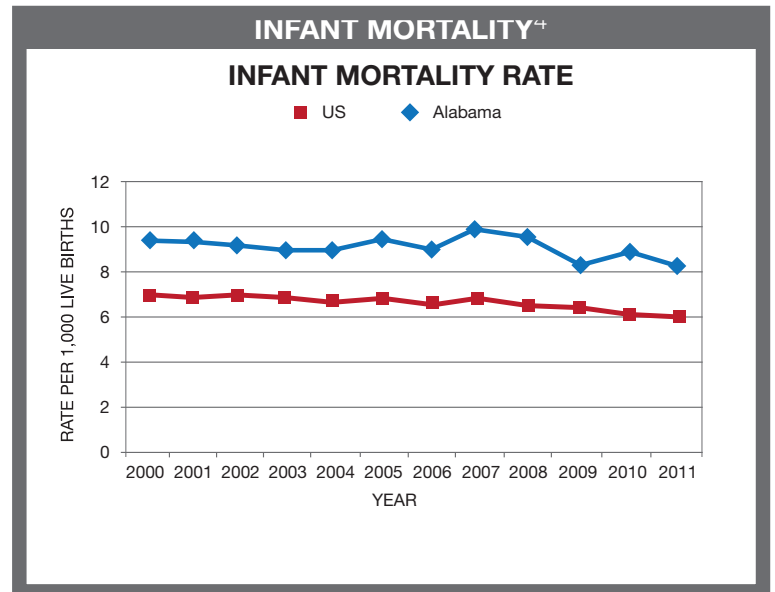
Diabetes Mortality, Adults- Alabama: 76.6\*, US: 73.1\*



Obesity (youth)- Alabama: 17.0%, US: 13.0%



Cigarette Smoking (youth)- Alabama: 22.9%, US: 18.1%



\*Age Adjusted Rates; per 100,000 population.

Source:  
 1 Centers for Disease Control and Prevention (CDC) State/Area Profile. <http://apps.nccd.cdc.gov/cdi>, Accessed January 11, 2013  
 2 CDC BRFSS. [www.cdc.gov/brfss](http://www.cdc.gov/brfss)  
 3 National Cancer Institute, State Cancer Profiles. <http://statecancerprofiles.cancer.gov/>  
 4 Alabama Center for Health Statistics. <http://adph.org/healthstats/assets/infmort11.pdf>